

Data Analytics Brochure

Welcome to RISE INSTITUTE!

 by RISE Institute



Ashish Barde & Team

Microsoft Certified Data Analyst, Power BI Consultants, and Founder of RISE Institute

LinkedIn : @AshishsBarde


Website : RiseInstitute.tech



YouTube : RiseInstituteMumbai

Contact : 797-213-1295, 932-619-1260



Message form Ashish Barde sir 🙌



 YouTube 

Free Data Science Masterclass with 100% Practical Project Learning

Don't miss out on this opportunity to level up your skills and increase your chances of success in the job market. Hit that "Subscribe" button, like the...

- ▶ Online Training
- ▶ Classroom Training
- ▶ Hybrid Training



Data Science & Analytics- Power BI

1st Week - BI Concepts

Business Intelligence Concepts

- Descriptive Analysis
- Predictive analysis
- layers in Bi system
- Data Analytics
- Data Types
- Power BI Components

3rd Week - Project based Learning

Power BI Desktop :

- DAX, Time Intelligence Functions, Calculated Tables, Calculate Columns, Row Context, Filter Context, Measures, Data Category, Summarization, Data hierarchy,
- Report View : Field Pane, Visualization Pane, Format Pane, Conditional formatting.
- All Filters : Visual Level, Page Level, Report Level, Drill Through & Drill Down

5th Week - Project based Learning

- Model View : Cardinality, Manage Relationship, Facts And Dimensions, ER-Diagram, Schema,
- Relationship - One to Many Cardinality (Primary Key & Foreign Key)
- Bookmark, Selection Pane, Performance Analyzer & Sync Slicers.
- Securities : Row Level Securities (RLS) - Static and Dynamic.
- Q & A, Transform Data and Publish

7th Week - Highlights

- Real Time Project
- Resume Building Sessions,
- 1:1 Mentorship
- Naukri Session, HR, & Manager Session.
- Weekly Mock Project
- Experience Certification

1

2

2nd Week - Project based Learning

Power Query Editor : Data Transformation with M-Code, Concatenate, Inserted, Extracted, Marge, Split, Extract, Rounding Column,...

- Append, Marge Query & AI Insights
- Manage Columns, Transpose, Pivot & Unpivot, Data Type, Number & Text Column
- Custom, Conditional & Index Column, Date & Time functions.
- Data Profiling & Column Profiling

3

4

4th Week - Project based Learning

Interactive Dashboards with Build-in & custom visuals

- Data View : DataType, Format & Preview.
- Data Sources : XML, CSV, PDF, Folder with Combine Files, Enter Data,
- Normalization, De-Normalization Concepts
- SQL Server - Import & Direct Query

5

6

6th Week - Project based Learning

Power BI Services :

Workspace, My Workspace, Premium vs Pro, DataSets, Dashboards, RLS,...

Power Apps, Admin, Member, Contributor, Viewers Access.

Gateway Installations - Personal & Standard

👉 SSIS

👉 ETL Project


👉 HR, Manager Session

7

8

Q & A Session

GET CERTIFIED IN SQL ANALYTICS



Data Science & Analytics - SQL

1st Week - Basic SQL

- TSQL vs PLQSL
- SQL Commands/ Statement/Subsets,
- DDL, DML, DQL
- DCL, TCL
- Delete/Drop/Truncate,
- Update/Delete Commands,
- DBMS vs RDBMS

3rd Week - PLSQL for Data Analysis

- Length, InString, SubString & Replace String Functions,
- Date Function: AddMonths, Date Difference, GetDate, DateName, DatePart, DateConvert, Nextday, LastDay, System date, TimeStamp.
- Characters To date, Date to Characters String Conversation function,
- SQL all Joins,
- Stored Procedures & Parameters,
- Advance Stored Procedures,
- SQL Index,
- SQL View,

5th Week - Project based Learning

- SSIS Project,
- Visual Studio SSDT Installation
- EMP_ETL Project
- Mapping Documents,
- Requirement Documents,
- Database Testing,
- Agile Methodologies etc...

Q & A Session

1

2

3

4

5

6

7

2nd Week - Advance SQL for Data Analysis

- In & Between Operations,
- Airthmatic & Logical Operators,
- Concatinate & Like Operators,
- Like/Find/Replace Operators,
- Union & Union all Operators,
- Aggregate: Min, Max, Sum, Avg, Count, DinstinctCount Functions.
- Upper, Lower & CapitalEachWord String Functions,

4th Week - TSQL for Data Analysis

- Local and global tables,
- SQL Triggers,
- CTE: Common Table Expressions,
- Where, Group By, Having, Order by Clauses,
- Windows Functions : Rank, Dense_Rank, Row_Number, Row_ID,
- Primary Key & Foreign Key Relationships,
- Surrogate Key, Composite Key.
- Null, Not Null Constraints,
- Check, Default Constraints,
- Data Warehouse Concepts,
- SCDs, Schema, ER-Diagrams, Normalization, Facts and Dimensions, OLAP cube, OLTP etc.

6th Week - Project based Learning

Real Time Project

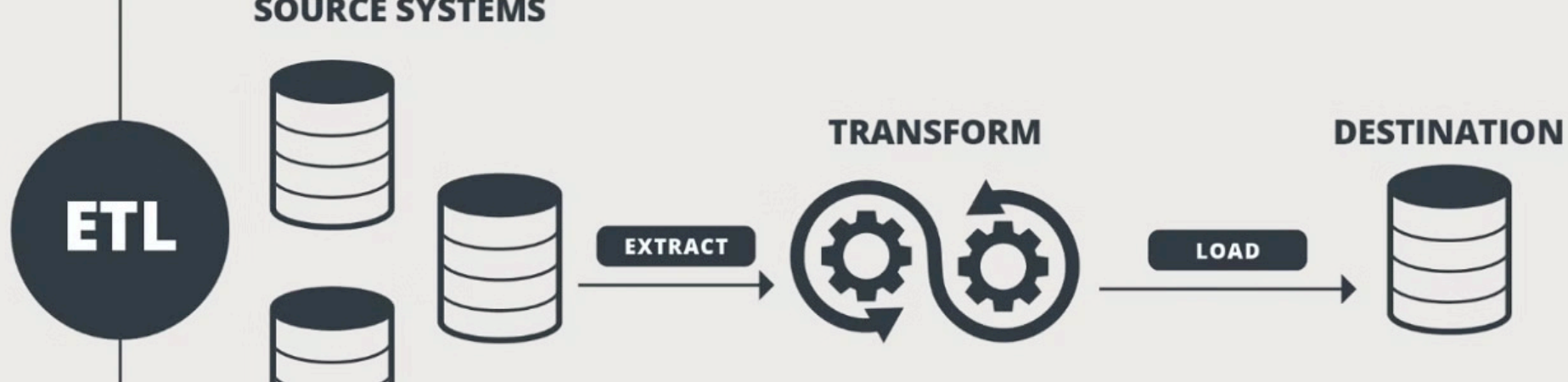
Resume Building Sessions,

1:1 Mentorship

Naukri Session, HR, & Manager Session.

Weekly Mock Project

Experience Certification



Data Science & Analytics - ETL

Introduction to ETL Technology

1

2

Layers in ETL Projects

Data Source Layers,

Data Staging Area

Data Storage Layers

Reporting Layers

EMP_ETL Live Project

Project Mapping Documents

ETL Source Codes

Database Design Documents

Project Testing Scripts

Update Build Versions Code

4

ETL Job Run on Visual Studio SSDT

Database Setup, Job Run...

Project SQL Code Study

Test Case Documentation Over view

5

6

Q & A Session

Call Now for Free Workshop

Data Science & Analytics - Advance Excel

1st Week , Introduction to Excel

1

- MS Excel Vs BI
- Excel Window
- Workbook Name
- Sheet Name
- Tabs & Commands
- Ribbon Bar
- Name Box
- Formula Bar
- Page View
- Zoom Size
- 👉 File Tab
- 👉 Home Tab
- Clipboard
- Formatting
- Paste Special
- Sub formatting
- Custom Number Format
- Table Formatting
- Range and Table
- Find & Select
- Sort & Filter
- Types of Error

2

2nd Week - Advance Excel Analysis

- 👉 Formula Tab
- Formula & Functions
- Absolute & Relative Reference
- Volatile & Non-Volatile Functions
- Formula Categorization .
- 👉 Logical Functions
- Informative
- If
- Ifs
- 👉 Shortcut keys
- Cell Formatting Shortcut
- Workbook Shortcut
- Row and Column Formatting Shortcut
- Pivot Table Shortcut
- Alt keys
- Function keys
- Control keys
- Control & Numerical key
- Control & Alphabet keys
- Other Keys
- 👉 Lookup & Reference Functions
- Pre-questions
- Lookup
- Index-Match
- Reference
- 👉 Conditional Formatting
- 👉 Data Tab
- Data options
- 👉 Review Tab
- 👉 View Tab

3rd Week - Advance Excel Analysis

3

- 👉 Insert Tab
- 👉 Page Layout Tab
- 👉 Date & Time functions
- Time
- Date
- Date-value
- Days
- Month
- Workday
- Weekday
- 👉 Statistical
- Sum
- Average
- Count
- Large
- Small
- Product
- Subtotal
- Rank/Rand
- 👉 Text functions
- Join

4

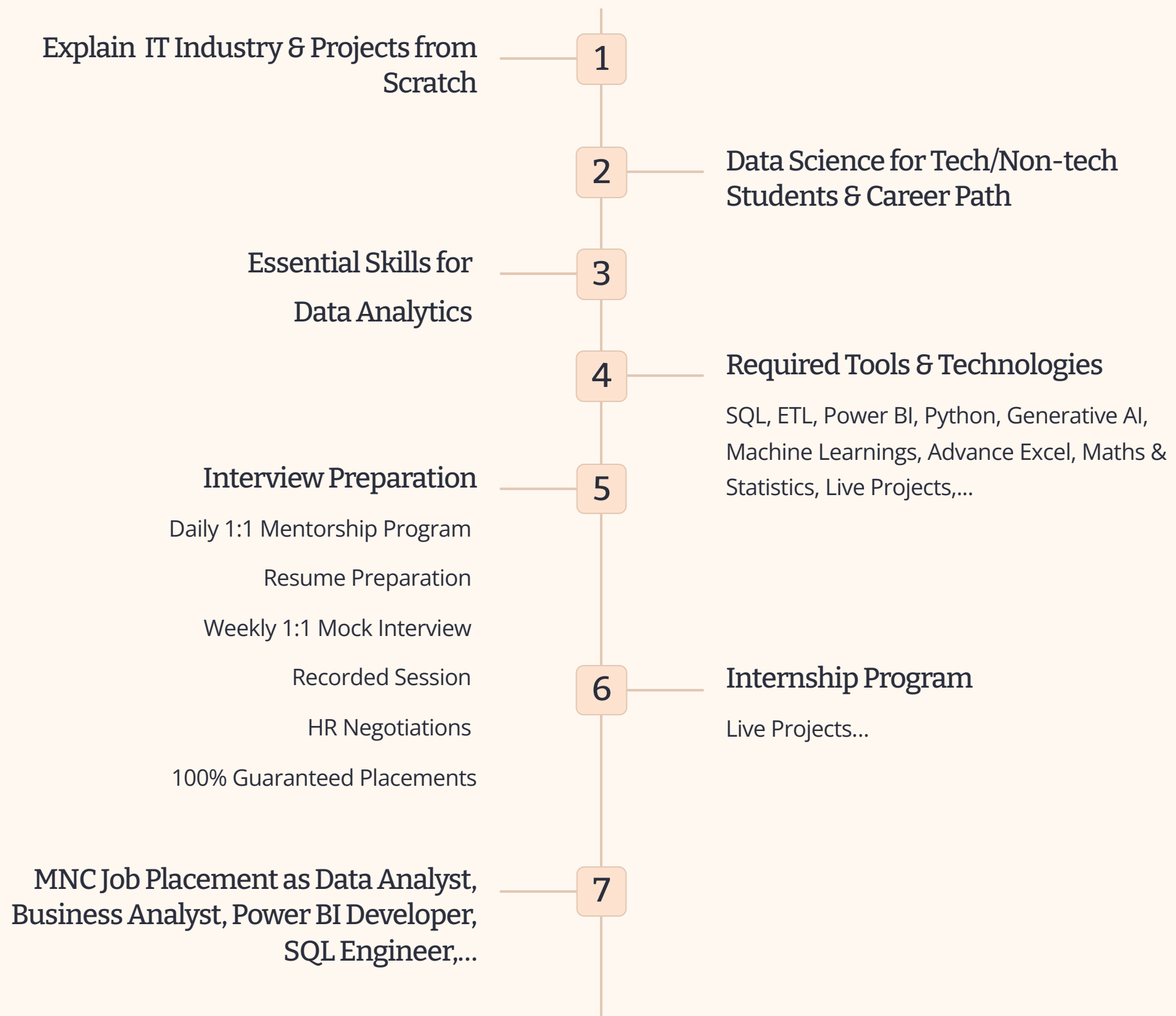
4th Week - Advance Excel Analysis

- 👉 Pivot Table
- Pre-requestion
- Steps to insert
- Interface Fields Options
- Report Layout
- Field Settings
- Slicer & Timeline
- Get pivot data

MODERN DATA SCIENTIST


Data Scientist, the sexiest job of 21st century requires a mixture of multidisciplinary skills ranging from an intersection of mathematics, statistics, computer science, communication and business. Finding a data scientist is hard. Finding people who understand who a data scientist is, is equally hard. So here is a little cheat sheet on who the modern data scientist really is.

Road Map for Upcoming Batch






Click here to watch Rise Institute Testimonials: 



Discussion with Harshal Mule
PA Package as a Business Analyst
In Just 5 Months

WATCH NOW ▶ 30:07

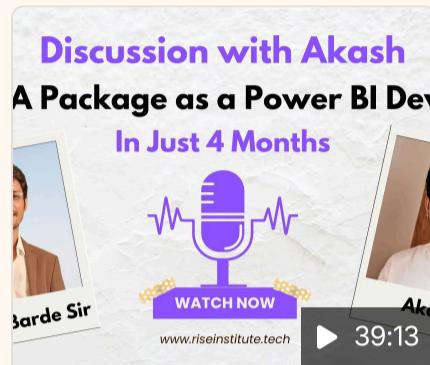
YouTube 

Discussion with H...

#carreradvice
#package #itjobs...


Mr. Harshal Mule
Company : Palfinger India
Roll: Business Manager

Package : 21+ LPA



Discussion with Akash Gidde
PA Package as a Power BI Developer
In Just 4 Months

WATCH NOW ▶ 39:13


YouTube 

Discussion with A...

#datasciencecareer
#dataanalytics...


Mr. Akash Gidde
Company : National Stock
Exchange (NSE)
Roll: Power BI Developer

Package : 8+ LPA



DISCUSSION WITH RAKESH
8 LPA+ Package as a Data
Analyst - II in Just 6 Months

WATCH NOW ▶ 44:42

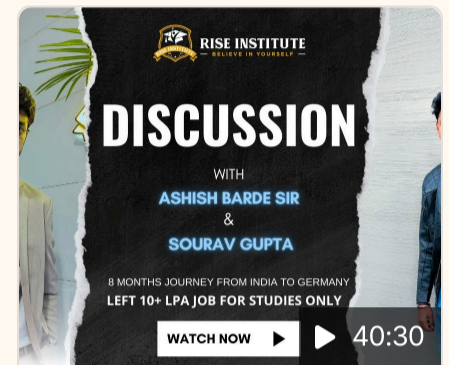
YouTube 

Discussion With R...

Don't miss out on this
opportunity to level u...

Mr. Rakesh Haldar
Company : Signant Health, USA.
Roll: Power BI Developer


Package : 10+ LPA



DISCUSSION
WITH
ASHISH BARDE SIR
&
SOURAV GUPTA

8 MONTHS JOURNEY FROM INDIA TO GERMANY
LEFT 10+ LPA JOB FOR STUDIES ONLY

WATCH NOW ▶ 40:30

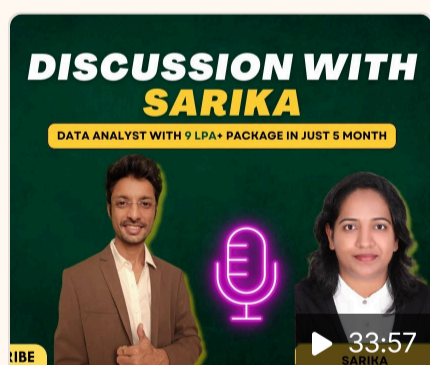
YouTube 

DISCUSSION WIT...

#sqlfreecourse
#learnsql...


Mr. Sourav Gupta
Place: Berlin
6 Month Journey India to
Germany

Package : 13+ LPA



DISCUSSION WITH SARIKA
DATA ANALYST WITH 9 LPA+ PACKAGE IN JUST 5 MONTH

WATCH NOW ▶ 33:57

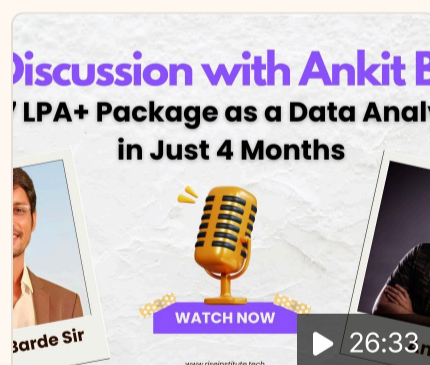
YouTube 

Data Science Care...

#datascience
#dataanalytics...


Mrs. Sarika Salunke
Company : Secur
Roll: Sr. Data Analyst

Package : 12+ LPA



Discussion with Ankit Badi
15 LPA+ Package as a Data Analyst
in Just 4 Months

WATCH NOW ▶ 26:33

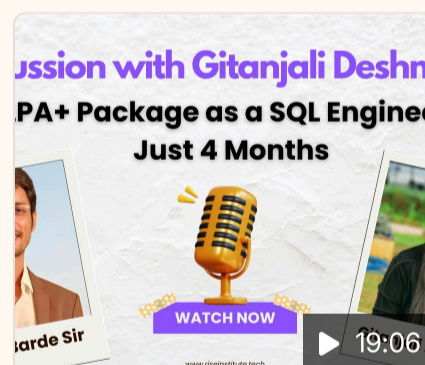
YouTube 

5.Interview Secret...

Discover an inspiring
journey of career...


Mr. Ankit Badi
Company : BookMyShow.
Roll: Sr. Business Analyst

Package : 18+ LPA



Discussion with Gitanjali Deshmukh
15 LPA+ Package as a SQL Engineer
in Just 4 Months

WATCH NOW ▶ 19:06


YouTube 

6."Breaking Barrie...

Discover the awe-
inspiring journey of a...


Mrs. Gitanjali Deshmukh
Company : TCS
Roll: Sr. SQL Engineer

Package : 9+ LPA



Discussion with Pawan Jalkote
15 LPA+ Package as a Power BI Developer
in Just 3 Months

WATCH NOW ▶ 47:25

YouTube 

Discussion with P...

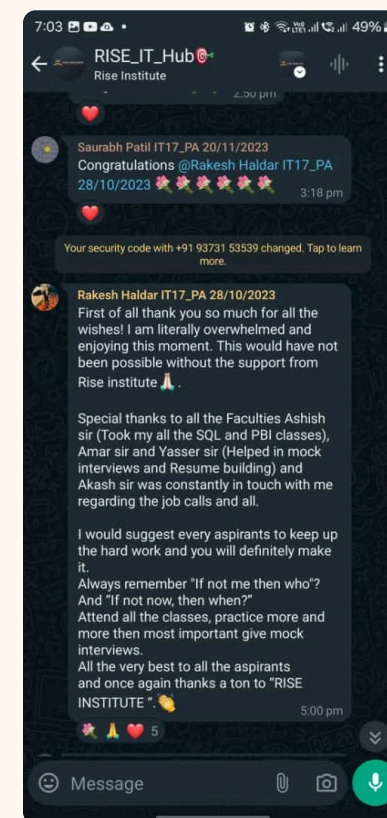
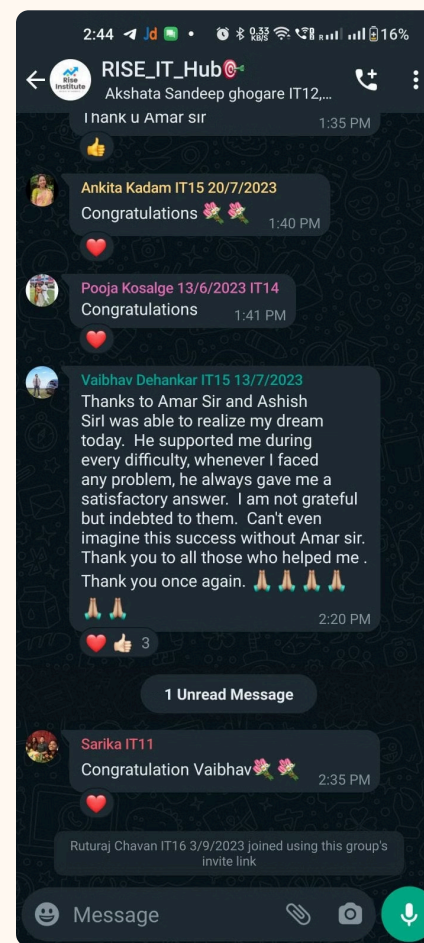
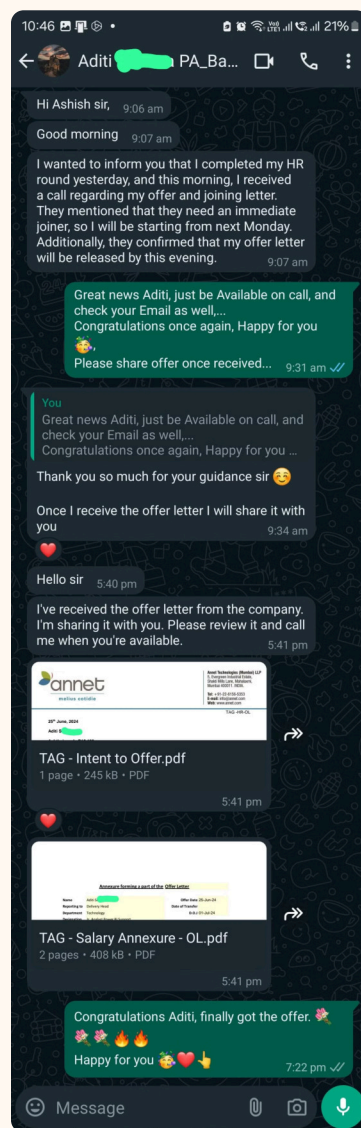
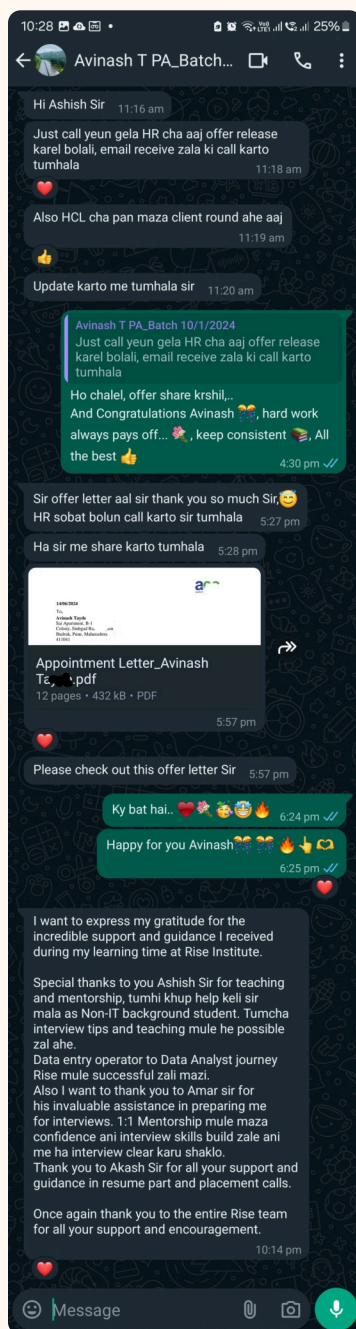
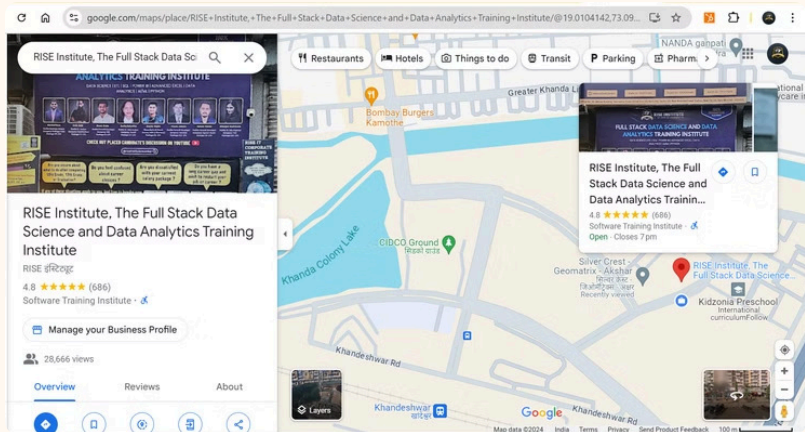
#datasciencecareer
#dataanalytics...

Mrs. Pawan Jalkote
Company : Kernshell
Roll: Power BI Developer

Package : 9+ LPA

and many more...

RISE Institute's Testimonials & Google Page:



and many more...

[Click here to Search us on Google](#)

[Click here for Rise Testimonials](#)

About RISE Institute & Team

Rise Institute: A leading corporate training institute, specializing in data science and analytics. Fulfilling your career in the booming world of data! We empower you with skill-building training and real-world experience to become a highly skilled Data Analyst, Business Analyst, Power BI Developer, Database Developer, or Data Scientist.

Ashish Barde

Founder

@Microsoft Certified Data Analyst,
PowerBI Developer

Pratik Wasnik

Co-Founder

@Data Analyst, Operation
Specialist, Mumbai Branch.

Minal Gopnarayan

Co-Founder

@Market Analyst, Mumbai Branch

Suyash Kamble

Digital Marketing Head

@Data Analyst, Manager., Mumbai
Branch

Akash Pawar

Mentorship Head

@Data Analyst, Manager,
Mrutizapur Branch

Supriya Singh

HR Manager

@Business Analyst, Mumbai
Branch.

Priya Balpande

HR Manager

@Business Analyst, Mumbai
Branch

Eshika Ingole

HR Manager

@Business Analyst, Navi Mumbai
Branch

Aweej Shaikh

HR Manager

@Business Analyst, Navi Mumbai
Branch

Rutika Bhalerao

HR Trainee

@Jr. Business Analyst, Mrutizapur
Branch

Sanjivni Ma'am

Data Science Faculty

@Data Analyst, Python AI ML

Amar Sir

Head Mentor

@Microsoft Certified Data Analyst,
Power BI Developer

Yasir Sir

Head Mentor

@Microsoft Certified Data
Analyst, Power BI Developer

Sumit Kulkarni

Business Consultant

@ Data Analyst, Power BI
Developer

Sanjay Hiremath

Aptitude Faculty

@ Ex- SIAC (IAS Training) Mumbai
Professor



RISE Upcoming Batch Schedule:

Free Masterclass & Doubts Clearing Sessions -

[Click here to Join Rise Institute Community](#)

1

2

SQL Analysis Masterclass IT29
Sun - 04/08/2024,
Time: 12:00 PM

Power BI Masterclass IT30
Sun - 18/08/2024,
Time: 12:00 PM

[Click here to Book a Seat - IT29](#)

[Click here to Book a Seat - IT30](#)

Limited Offer for Limited Time up to 70% off!

RISE INSTITUTE Fees Structure :

Batch Code	Course Name (Tools & Technologies)	Batch Duration	Course Fees
Full Stack Data Science & Data Analytics Integrated Course	Advance Excel, SQL, ETL , Power BI , Database Development, Visualization, Python Programming, Generative AI & Machine Learnings, Cloud Computing... 1:1 Mentorship, Repete Session, 100% Guaranteed Placement Program.	~ 6months to 8months	50,000/- 1,60,000/- <i>(No-cost EMI)</i> <i>Bajaj-Finance, Credit Card, UPI, Cash.</i>
Data Analytics Course	Advance Excel, SQL, ETL , Power BI , 1:1 Mentorship, Repete Session, 100% Guaranteed Placement Program.	~4 months to 6months	40,000/- 1,00,000/- <i>(No-cost EMI)</i> <i>Bajaj-Finance, Credit Card, UPI, Cash.</i>
1:1 Mentorship & Placement Assistance Batch	1:1 Interview Preparation & Resume Building, Naukri Profile, HR Negotiation, Technical Support, etc ... 100% Guaranteed Placement Program.	~3 months to 4months	20,000/- 60,000/- <i>(No-cost EMI)</i> <i>Bajaj-Finance, Credit Card, UPI, Cash.</i>
Adv. EXCEL Analysis	Advance Excel Analysis with AI Features.	~1 month	8000/- 12,000/-
Python AIML	Python Programming, Generative AI & Machine Learnings.	~ 2months to 3month	15,000/- 25,000/-
SQL	SQL - PLSQL, TSQL Developer	~1.5 months	15,000/- 25,000/-
Power BI	Power BI Developer	~2 months	15,000/- 25,000/-
SQL & PowerBI	Database Development & Visualization	~3.5 months	30,000/- 50,000/-

Hands-on Training Includes:

- Live Projects
- Comprehensive Notes and Codes
- Live Recorded Videos
- Daily 1:1 Mentor Interaction
- Daily Task
- Assignments & Presentation

Extra Benefits Include:

- Internship Opportunities
- HR Negotiation
- Manager & Technical Sessions
- Resume Building Sessions
- Naukri Session
- 100% Job Guarantee

RISE Data Science & Data Analytics - Batch Details:

Batch Name	Start Date	3 to 5 Day FREE Demo Sessions:
IT29 - SQL	Monday, 5th Aug 2024 @9pm to 10:30pm	Click here to Book a Seat
IT30 - Data Analytics & Data Science starts with Power BI.	Monday, 19th Aug 2024 @8pm to 9:30pm	Click here to Book a Seat

[Click here to Connect with Pratik sir for Admission related Queries](#)